


Using Voice Memo App


1) To record a sound or voice message, tap on the **Voice Memo app**.




2) Tap on the red record button in the bottom of the screen.



3) Say your bit! When you are finished, tap done.



4) Your recording will show on the left side of the screen. Tap on the recording, then press the **share** button.



6) Choose the way you want to share, by email or Dropbox.